

PREC REPORT-GROUP DETAIL

Grayson County, Texas
Joint Election
May 5, 2018

UNOFFICIAL RESULTS

Run Date:05/07/18 05:08 PM

Report EL30A Page 0001-01

0001 Bells ISD

	TOTAL VOTES	%	EV MAIL	EV IN PERSON	ED IN PERSON	PROVISIONAL
Proposition A, Bells ISD						
Vote for 1						
For	349	70.51	10	223	115	1
Against	146	29.49	12	74	60	0
Total	495		22	297	175	1

I, Deana Patterson, Grayson County Elections Administrator, do hereby certify the totals listed above to be a true and correct count of ballots cast in the May 5, 2018 Bells ISD Election held in the County of Grayson, State of Texas.

Witness my hand and seal this 7th day of May, 2018



Deana Patterson
Grayson County Elections Administrator



PREC REPORT-GROUP DETAIL

Grayson County, Texas
Joint Election
May 5, 2018

UNOFFICIAL RESULTS

Run Date:05/07/18 05:22 PM

Report EL30A Page 0001-01

0001 Bells ISD

	TOTAL VOTES	%	EV MAIL	EV IN PERSON	ED IN PERSON	PROVISIONAL
REGISTERED VOTERS - TOTAL	2,619					
BALLOTS CAST - TOTAL	495		22	297	175	1
VOTER TURNOUT - TOTAL		18.90				

Proposition A, Bells ISD

Vote for 1

For	349	70.51	10	223	115	1
Against	146	29.49	12	74	60	0
Total	495		22	297	175	1
Over Votes	0		0	0	0	0
Under Votes	0		0	0	0	0

Run Date: 05/07/18 05:22 PM

Report EL30A Page 0013-01

0013 City of Whitesboro

	TOTAL VOTES	%	EV MAIL	EV IN PERSON	ED IN PERSON	PROVISIONAL
REGISTERED VOTERS - TOTAL	2,340					
BALLOTS CAST - TOTAL	115		26	57	32	0
VOTER TURNOUT - TOTAL		4.91				

Council Member, Whitesboro

Vote for 3

Chuck Cox	60	20.34	11	30	19	0
Barry Keller	61	20.68	10	31	20	0
Ronnie Fielder	70	23.73	19	34	17	0
Dale Alsup	50	16.95	12	21	17	0
Michael Vaughn	54	18.31	10	29	15	0
Total	295		62	145	88	0
Over Votes	0		0	0	0	0
Under Votes	50		16	26	8	0

I, Deana Patterson, Grayson County Elections Administrator, do hereby certify the totals listed above to be a true and correct count of ballots cast in the May 5, 2018 City of Whitesboro Election held in the County of Grayson, State of Texas.

Witness my hand and seal this 7th day of May, 2018



Deana Patterson
Grayson County Elections Administrator



Run Date:05/07/18 05:16 PM

Report EL30A Page 0013-01


0013 City of Whitesboro

	TOTAL VOTES	%	EV MAIL	EV IN PERSON	ED IN PERSON	PROVISIONAL
Council Member, Whitesboro						
Vote for 3						
Chuck Cox	60	20.34	11	30	19	0
Barry Keller	61	20.68	10	31	20	.0
Ronnie Fielder.	70	23.73	19	34	17	0
Dale Alsup	50	16.95	12	21	17	0
Michael Vaughn.	54	18.31	10	29	15	0
Total	295		62	145	88	0

I, Deana Patterson, Grayson County Elections Administrator, do hereby certify the totals listed above to be a true and correct count of ballots cast in the May 5, 2018 City of Whitesboro Election held in the County of Grayson, State of Texas.

Witness my hand and seal this 7th day of May, 2018

Deana Patterson
Grayson County Elections Administrator



Run Date:05/07/18 05:22 PM

Report EL30A Page 0002-01

0002 City of Denison

	TOTAL VOTES	%	EV MAIL	EV IN PERSON	ED IN PERSON	PROVISIONAL
REGISTERED VOTERS - TOTAL	13,914					
BALLOTS CAST - TOTAL	762		169	314	278	1
VOTER TURNOUT - TOTAL		5.48				

City Council, Place 6, Denison

Vote for 1

Jason R. Parks	49	6.48	18	18	13	0
Don Ashley	16	2.12	6	7	2	1
Rayce "Coach" Guess	219	28.97	50	62	107	0
Charles D. Shearer	253	33.47	47	135	71	0
Brian Hander	219	28.97	44	90	85	0
Total	756		165	312	278	1
Over Votes	0		0	0	0	0
Under Votes	6		4	2	0	0

I, Deana Patterson, Grayson County Elections Administrator, do hereby certify the totals listed above to be a true and correct count of ballots cast in the May 5, 2018 City of Denison Election held in the County of Grayson, State of Texas.

Witness my hand and seal this 9th day of May, 2018



Deana Patterson
Grayson County Elections Administrator



Run Date:05/09/18 02:55 PM

Report EL30A Page 0002-01

0002 City of Denison

	TOTAL VOTES	%	EV MAIL	EV IN PERSON	ED IN PERSON	PROVISIONAL
REGISTERED VOTERS - TOTAL	13,914					
BALLOTS CAST - TOTAL	762		169	314	278	1
VOTER TURNOUT - TOTAL		5.48				

City Council, Place 6, Denison

Vote for 1


Jason R. Parks	49	6.48	18	18	13	0
Don Ashley	16	2.12	6	7	2	1
Rayce "Coach" Guess	219	28.97	50	62	107	0
Charles D. Shearer	253	33.47	47	135	71	0
Brian Hander	219	28.97	44	90	85	0
Total	756		165	312	278	1

I, Deana Patterson, Grayson County Elections Administrator, do hereby certify the totals listed above to be a true and correct count of ballots cast in the May 5, 2018 City of Denison Election held in the County of Grayson, State of Texas.

Witness my hand and seal this 9th day of May, 2018



Deana Patterson
Grayson County Elections Administrator



Run Date:05/07/18 05:22 PM

Report EL30A Page 0003-01

0003 City of Gunter

	TOTAL VOTES	%	EV MAIL	EV IN PERSON	ED IN PERSON	PROVISIONAL
REGISTERED VOTERS - TOTAL	1,017					
BALLOTS CAST - TOTAL.	116		2	82	32	0
VOTER TURNOUT - TOTAL		11.41				

Council Member, Place 1, Gunter

Vote for 1

Larry Peters	87	100.00	1	64	22	0
Total	87		1	64	22	0
Over Votes	0		0	0	0	0
Under Votes	29		1	18	10	0

Council Member, Place 3, Gunter

Vote for 1

Spencer Marks	87	100.00	2	63	22	0
Total	87		2	63	22	0
Over Votes	0		0	0	0	0
Under Votes	29		0	19	10	0

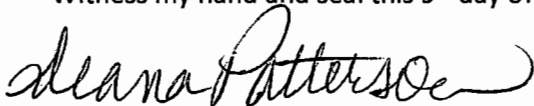
Council Member, Place 5, Gunter

Vote for 1

David Long	94	81.74	0	70	24	0
Jeannie Anderson	21	18.26	2	12	7	0
Total	115		2	82	31	0
Over Votes	0		0	0	0	0
Under Votes	1		0	0	1	0

I, Deana Patterson, Grayson County Elections Administrator, do hereby certify the totals listed above to be a true and correct count of ballots cast in the May 5, 2018 City of Gunter Election held in the County of Grayson, State of Texas.

Witness my hand and seal this 9th day of May, 2018



Deana Patterson
Grayson County Elections Administrator



PREC REPORT-GROUP DETAIL

Grayson County, Texas
Joint Election
May 5, 2018

UNOFFICIAL RESULTS

Run Date:05/09/18 02:55 PM

Report EL30A Page 0003-01

0003 City of Gunter

	TOTAL VOTES	%	EV MAIL	EV IN PERSON	ED IN PERSON	PROVISIONAL
REGISTERED VOTERS - TOTAL	1,017					
BALLOTS CAST - TOTAL.	116		2	82	32	0
VOTER TURNOUT - TOTAL		11.41				

Council Member, Place 1, Gunter

Vote for 1

Larry Peters	87	100.00	1	64	22	0
Total	87		1	64	22	0

Council Member, Place 3, Gunter

Vote for 1

Spencer Marks	87	100.00	2	63	22	0
Total	87		2	63	22	0

Council Member, Place 5, Gunter

Vote for 1

David Long	94	81.74	0	70	24	0
Jeannie Anderson	21	18.26	2	12	7	0
Total	115		2	82	31	0

Run Date:05/09/18 02:55 PM

Report EL30A Page 0004-01

0004 City of Howe

	TOTAL VOTES	%	EV MAIL	EV IN PERSON	ED IN PERSON	PROVISIONAL
REGISTERED VOTERS - TOTAL	1,551					
BALLOTS CAST - TOTAL.	79		7	30	42	0
VOTER TURNOUT - TOTAL		5.09				

City Council, Howe

Vote for 3

Georgia Richardson	58	29.90	4	23	31	0
Lisa Tibbets	18	9.28	0	8	10	0
Darren Foster	58	29.90	3	22	33	0
Sam Haigis	60	30.93	6	19	35	0
Total	194		13	72	109	0

I, Deana Patterson, Grayson County Elections Administrator, do hereby certify the totals listed above to be a true and correct count of ballots cast in the May 5, 2018 City of Howe Election held in the County of Grayson, State of Texas.

Witness my hand and seal this 9th day of May, 2018



Deana Patterson
Grayson County Elections Administrator





PREC REPORT-GROUP DETAIL

Grayson County, Texas
 Joint Election
 May 5, 2018

UNOFFICIAL RESULTS

Run Date:05/07/18 05:22 PM

Report EL30A Page 0004-01

0004 City of Howe

	TOTAL VOTES	%	EV MAIL	EV IN PERSON	ED IN PERSON	PROVISIONAL
REGISTERED VOTERS - TOTAL	1,551					
BALLOTS CAST - TOTAL.	79		7	30	42	0
VOTER TURNOUT - TOTAL		5.09				

City Council, Howe

Vote for 3

Georgia Richardson	58	29.90	4	23	31	0
Lisa Tibbets	18	9.28	0	8	10	0
Darren Foster	58	29.90	3	22	33	0
Sam Haigis	60	30.93	6	19	35	0
Total	194		13	72	109	0
Over Votes	0		0	0	0	0
Under Votes	43		8	18	17	0

Run Date:05/07/18 05:22 PM

Report EL30A Page 0012-01

0012 City of Van Alstyne

	TOTAL VOTES	%	EV MAIL	EV IN PERSON	ED IN PERSON	PROVISIONAL
REGISTERED VOTERS - TOTAL	2,235					
BALLOTS CAST - TOTAL	443		14	220	209	0
VOTER TURNOUT - TOTAL		19.82				

Alderman, Place 1, Van Alstyne

Vote for 1						
Kaaren Teuber	160	37.21	3	78	79	0
Ryan T. Neal	270	62.79	11	137	122	0
Total	430		14	215	201	0
Over Votes	0		0	0	0	0
Under Votes	13		0	5	8	0

Alderman, Place 2, Van Alstyne

Vote for 1						
Marla E. Butler	246	56.81	6	122	118	0
Teddie Ann Salmon	187	43.19	8	92	87	0
Total	433		14	214	205	0
Over Votes	0		0	0	0	0
Under Votes	10		0	6	4	0

Alderman, Place 3, Van Alstyne

Vote for 1						
Robert Jaska	329	100.00	12	162	155	0
Total	329		12	162	155	0
Over Votes	0		0	0	0	0
Under Votes	114		2	58	54	0

Mayor, Van Alstyne

Vote for 1						
Kevin Soucie	19	4.33	0	7	12	0
Steven Riley	307	69.93	11	157	139	0
Donnie J. Neill	113	25.74	3	55	55	0
Total	439		14	219	206	0
Over Votes	0		0	0	0	0
Under Votes	4		0	1	3	0

I, Deana Patterson, Grayson County Elections Administrator, do hereby certify the totals listed above to be a true and correct count of ballots cast in the May 5, 2018 City of Van Alstyne Election held in the County of Grayson, State of Texas.

Witness my hand and seal this 8th day of May, 2018



Deana Patterson
Grayson County Elections Administrator



PREC REPORT-GROUP DETAIL

Grayson County, Texas
Joint Election
May 5, 2018

UNOFFICIAL RESULTS

Run Date:05/08/18 05:00 PM

Report EL30A Page 0012-01

0012 City of Van Alstyne

	TOTAL VOTES	%	EV MAIL	EV IN PERSON	ED IN PERSON	PROVISIONAL
Alderman, Place 1, Van Alstyne						
Vote for 1						
Kaaren Teuber	160	37.21	3	78	79	0
Ryan T. Neal	270	62.79	11	137	122	0
Total	430		14	215	201	0
Alderman, Place 2, Van Alstyne						
Vote for 1						
Marla E. Butler	246	56.81	6	122	118	0
Teddie Ann Salmon.	187	43.19	8	92	87	0
Total	433		14	214	205	0
Alderman, Place 3, Van Alstyne						
Vote for 1						
Robert Jaska	329	100.00	12	162	155	0
Total	329		12	162	155	0
Mayor, Van Alstyne						
Vote for 1						
Kevin Soucie	19	4.33	0	7	12	0
Steven Riley	307	69.93	11	157	139	0
Donnie J. Neill	113	25.74	3	55	55	0
Total	439		14	219	206	0

I, Deana Patterson, Grayson County Elections Administrator, do hereby certify the totals listed above to be a true and correct count of ballots cast in the May 5, 2018 City of Van Alstyne Election held in the County of Grayson, State of Texas.

Witness my hand and seal this 8th day of May, 2018



Deana Patterson
Grayson County Elections Administrator



PREC REPORT-GROUP DETAIL

Grayson County, Texas
Joint Election
May 5, 2018

UNOFFICIAL RESULTS

Run Date:05/09/18 02:55 PM

Report EL30A Page 0012-01

0012 City of Van Alstyne

	TOTAL VOTES	%	EV MAIL	EV IN PERSON	ED IN PERSON	PROVISIONAL
REGISTERED VOTERS - TOTAL	2,235					
BALLOTS CAST - TOTAL.	443		14	220	209	0
VOTER TURNOUT - TOTAL		19.82				

Alderman, Place 1, Van Alstyne

Vote for 1

Kaaren Teuber	160	37.21	3	78	79	0
Ryan T. Neal	270	62.79	11	137	122	0
Total	430		14	215	201	0

Alderman, Place 2, Van Alstyne

Vote for 1

Marla E. Butler	246	56.81	6	122	118	0
Teddie Ann Salmon.	187	43.19	8	92	87	0
Total	433		14	214	205	0

Alderman, Place 3, Van Alstyne

Vote for 1

Robert Jaska	329	100.00	12	162	155	0
Total	329		12	162	155	0

Mayor, Van Alstye

Vote for 1

Kevin Soucie	19	4.33	0	7	12	0
Steven Riley	307	69.93	11	157	139	0
Donnie J. Neill	113	25.74	3	55	55	0
Total	439		14	219	206	0

PREC REPORT-GROUP DETAIL

Grayson County, Texas
Joint Election
May 5, 2018

UNOFFICIAL RESULTS

Run Date:05/09/18 02:55 PM

Report EL30A Page 0013-01

0013 City of Whitesboro

	TOTAL VOTES	%	EV MAIL	EV IN PERSON	ED IN PERSON	PROVISIONAL
REGISTERED VOTERS - TOTAL	2,340					
BALLOTS CAST - TOTAL.	115		26	57	32	0
VOTER TURNOUT - TOTAL		4.91				

Council Member, Whitesboro

Vote for 3

Chuck Cox	60	20.34	11	30	19	0
Barry Keller	61	20.68	10	31	20	0
Ronnie Fielder.	70	23.73	19	34	17	0
Dale Alsup	50	16.95	12	21	17	0
Michael Vaughn.	54	18.31	10	29	15	0
Total	295		62	145	88	0

Run Date:05/07/18 05:22 PM

Report EL30A Page 0007-01

0007 PPISD Grayson

	TOTAL VOTES	%	EV MAIL	EV IN PERSON	ED IN PERSON	PROVISIONAL
REGISTERED VOTERS - TOTAL	130					
BALLOTS CAST - TOTAL	11		0	4	7	0
VOTER TURNOUT - TOTAL		8.46				

Place #5, Pilot Point ISD

Vote for 1

Melanie Billmeier	8	72.73	0	3	5	0
Jacob E. Stuckly	3	27.27	0	1	2	0
Total	11		0	4	7	0
Over Votes	0		0	0	0	0
Under Votes	0		0	0	0	0

Place #6, Pilot Point ISD

Vote for 1

Kevin Ware	7	100.00	0	3	4	0
Total	7		0	3	4	0
Over Votes	0		0	0	0	0
Under Votes	4		0	1	3	0

Place #7, Pilot Point ISD

Vote for 1

Jason Pool	5	45.45	0	3	2	0
Ashley Dennis	6	54.55	0	1	5	0
Total	11		0	4	7	0
Over Votes	0		0	0	0	0
Under Votes	0		0	0	0	0

I, Deana Patterson, Grayson County Elections Administrator, do hereby certify the totals listed above to be a true and correct count of ballots cast in the May 5, 2018 Pilot Point ISD Election held in the County of Grayson, State of Texas.

Witness my hand and seal this 9th day of May, 2018



Deana Patterson
Grayson County Elections Administrator





Run Date:05/07/18 05:22 PM

Report EL30A Page 0008-01

0008 PPISD Cooke

	TOTAL VOTES	%	EV MAIL	EV IN PERSON	ED IN PERSON	PROVISIONAL
REGISTERED VOTERS - TOTAL	1,223					
BALLOTS CAST - TOTAL	10		0	9	1	0
VOTER TURNOUT - TOTAL82				

Place #5, Pilot Point ISD

Vote for 1

Melanie Billmeier	8	80.00	0	7	1	0
Jacob E. Stuckly	2	20.00	0	2	0	0
Total	10		0	9	1	0
Over Votes	0		0	0	0	0
Under Votes	0		0	0	0	0

Place #6, Pilot Point ISD

Vote for 1

Kevin Ware	9	100.00	0	8	1	0
Total	9		0	8	1	0
Over Votes	0		0	0	0	0
Under Votes	1		0	1	0	0

Place #7, Pilot Point ISD

Vote for 1

Jason Pool	2	20.00	0	1	1	0
Ashley Dennis	8	80.00	0	8	0	0
Total	10		0	9	1	0
Over Votes	0		0	0	0	0
Under Votes	0		0	0	0	0


I, Deana Patterson, Grayson County Elections Administrator, do hereby certify the totals listed above to be a true and correct count of ballots cast in the May 5, 2018 Pilot Point ISD Election held in the County of Grayson, State of Texas.

Witness my hand and seal this 9th day of May, 2018



Deana Patterson
Grayson County Elections Administrator





PREC REPORT-GROUP DETAIL

Grayson County, Texas
Joint Election
May 5, 2018

UNOFFICIAL RESULTS

Run Date:05/09/18 02:55 PM

Report EL30A Page 0007-01

0007 PPISD Grayson

	TOTAL VOTES	%	EV MAIL	EV IN PERSON	ED IN PERSON	PROVISIONAL
REGISTERED VOTERS - TOTAL	130					
BALLOTS CAST - TOTAL	11		0	4	7	0
VOTER TURNOUT - TOTAL		8.46				

Place #5, Pilot Point ISD

Vote for 1

Melanie Billmeier	8	72.73	0	3	5	0
Jacob E. Stuckly	3	27.27	0	1	2	0
Total	11		0	4	7	0

Place #6, Pilot Point ISD

Vote for 1

Kevin Ware	7	100.00	0	3	4	0
Total	7		0	3	4	0

Place #7, Pilot Point ISD

Vote for 1

Jason Pool	5	45.45	0	3	2	0
Ashley Dennis	6	54.55	0	1	5	0
Total	11		0	4	7	0

PREC REPORT-GROUP DETAIL

Grayson County, Texas
Joint Election
May 5, 2018

UNOFFICIAL RESULTS

Run Date:05/09/18 02:55 PM

Report EL30A Page 0008-01

0008 PPISD Cooke

	TOTAL VOTES	%	EV MAIL	EV IN PERSON	ED IN PERSON	PROVISIONAL
REGISTERED VOTERS - TOTAL	1,223					
BALLOTS CAST - TOTAL	10		0	9	1	0
VOTER TURNOUT - TOTAL82				

Place #5, Pilot Point ISD

Vote for 1

Melanie Billmeier	8	80.00	0	7	1	0
Jacob E. Stuckly	2	20.00	0	2	0	0
Total	10		0	9	1	0

Place #6, Pilot Point ISD

Vote for 1

Kevin Ware	9	100.00	0	8	1	0
Total	9		0	8	1	0

Place #7, Pilot Point ISD

Vote for 1

Jason Pool	2	20.00	0	1	1	0
Ashley Dennis	8	80.00	0	8	0	0
Total	10		0	9	1	0

PREC REPORT-GROUP DETAIL

Grayson County, Texas
Joint Election
May 5, 2018

UNOFFICIAL RESULTS

Run Date:05/07/18 05:22 PM

Report EL30A Page 0009-01

0009 S and S CISD

	TOTAL VOTES	%	EV MAIL	EV IN PERSON	ED IN PERSON	PROVISIONAL
REGISTERED VOTERS - TOTAL	3,772					
BALLOTS CAST - TOTAL	92		19	53	20	0
VOTER TURNOUT - TOTAL		2.44				

Place 5, S and S CISD

Vote for 1

Dan Griffin.	60	65.93	9	34	17	0
Timothy Henry	31	34.07	10	18	3	0
Total	91		19	52	20	0
Over Votes	0		0	0	0	0
Under Votes	1		0	1	0	0


Place 6, S and S CISD

Vote for 1

Chris Lopez.	66	100.00	14	37	15	0
Total	66		14	37	15	0
Over Votes	0		0	0	0	0
Under Votes	26		5	16	5	0


I, Deana Patterson, Grayson County Elections Administrator, do hereby certify the totals listed above to be a true and correct count of ballots cast in the May 5, 2018 S&S CISD Election held in the County of Grayson, State of Texas.

Witness my hand and seal this 9th day of May, 2018



Deana Patterson
Grayson County Elections Administrator





PREC REPORT-GROUP DETAIL

Grayson County, Texas
Joint Election
May 5, 2018

UNOFFICIAL RESULTS

Run Date:05/09/18 02:55 PM

Report EL30A Page 0009-01

0009 S and S CISD

	TOTAL VOTES	%	EV MAIL	EV IN PERSON	ED IN PERSON	PROVISIONAL
REGISTERED VOTERS - TOTAL	3,772					
BALLOTS CAST - TOTAL.	92		19	53	20	0
VOTER TURNOUT - TOTAL		2.44				

Place 5, S and S CISD

Vote for 1

Dan Griffin.	60	65.93	9	34	17	0
Timothy Henry	31	34.07	10	18	3	0
Total	91		19	52	20	0

Place 6, S and S CISD

Vote for 1

Chris Lopez.	66	100.00	14	37	15	0
Total	66		14	37	15	0

PREC REPORT-GROUP DETAIL

Grayson County, Texas
Joint Election
May 5, 2018

UNOFFICIAL RESULTS

Run Date:05/09/18 02:55 PM

Report EL30A Page 0010-01

0010 City of Tioga

	TOTAL VOTES	%	EV MAIL	EV IN PERSON	ED IN PERSON	PROVISIONAL
REGISTERED VOTERS - TOTAL	635					
BALLOTS CAST - TOTAL	97		9	61	27	0
VOTER TURNOUT - TOTAL		15.28				

Council Member, Place 1, Tioga

Vote for 1

Kurt Hall	68	100.00	6	47	15	0
Total	68		6	47	15	0

Council Member, Place 3, Tioga

Vote for 1

Mead McGee	69	100.00	7	46	16	0
Total	69		7	46	16	0

Council Member, Place 5, Tioga

Vote for 1

Heather Nesmith	50	51.55	1	35	14	0
Michelle Hestand	47	48.45	8	26	13	0
Total	97		9	61	27	0

I, Deana Patterson, Grayson County Elections Administrator, do hereby certify the totals listed above to be a true and correct count of ballots cast in the May 5, 2018 City of Tioga Election held in the County of Grayson, State of Texas.

Witness my hand and seal this 9th day of May, 2018



Deana Patterson
Grayson County Elections Administrator



PREC REPORT-GROUP DETAIL

Grayson County, Texas
Joint Election
May 5, 2018

UNOFFICIAL RESULTS

Run Date:05/07/18 05:22 PM

Report EL30A Page 0010-01

0010 City of Tioga

	TOTAL VOTES	%	EV MAIL	EV IN PERSON	ED IN PERSON	PROVISIONAL
REGISTERED VOTERS - TOTAL	635					
BALLOTS CAST - TOTAL.	97		9	61	27	0
VOTER TURNOUT - TOTAL		15.28				

Council Member, Place 1, Tioga

Vote for 1						
Kurt Hall	68	100.00	6	47	15	0
Total	68		6	47	15	0
Over Votes	0		0	0	0	0
Under Votes	29		3	14	12	0

Council Member, Place 3, Tioga

Vote for 1						
Mead McGee	69	100.00	7	46	16	0
Total	69		7	46	16	0
Over Votes	0		0	0	0	0
Under Votes	28		2	15	11	0

Council Member, Place 5, Tioga

Vote for 1						
Heather Nesmith	50	51.55	1	35	14	0
Michelle Hestand	47	48.45	8	26	13	0
Total	97		9	61	27	0
Over Votes	0		0	0	0	0
Under Votes	0		0	0	0	0

I, Deana Patterson, Grayson County Elections Administrator, do hereby certify the totals listed above to be a true and correct count of ballots cast in the May 5, 2018 City of Tioga Election held in the County of Grayson, State of Texas.

Witness my hand and seal this 9th day of May, 2018

Deana Patterson
Grayson County Elections Administrator

PREC REPORT-GROUP DETAIL

Grayson County, Texas
Joint Election
May 5, 2018

UNOFFICIAL RESULTS

Run Date:05/09/18 02:55 PM

Report EL30A Page 0011-01

0011 City of Tom Bean

	TOTAL VOTES	%	EV MAIL	EV IN PERSON	ED IN PERSON	PROVISIONAL
REGISTERED VOTERS - TOTAL	588					
BALLOTS CAST - TOTAL.	111		7	55	49	0
VOTER TURNOUT - TOTAL		18.88				

Mayor, Tom Bean

Vote for 1

Sherry E. Howard	72	100.00	7	30	35	0
Total	72		7	30	35	0

Council Member, Unexpired Term, Tom Bean

Vote for 1

Mike Upchurch	70	100.00	6	34	30	0
Total	70		6	34	30	0

Council Member, Tom Bean

Vote for 2

Aaron Marshall.	36	23.08	2	17	17	0
Brooke Toon.	35	22.44	4	17	14	0
Lonnie M. Jones	31	19.87	4	13	14	0
Daniel P. Harrison	54	34.62	4	24	26	0
Total	156		14	71	71	0

Proposition A, City of Tom Bean

Vote for 1

For	78	70.91	1	38	39	0
Against	32	29.09	6	16	10	0
Total	110		7	54	49	0

I, Deana Patterson, Grayson County Elections Administrator, do hereby certify the totals listed above to be a true and correct count of ballots cast in the May 5, 2018 City of Tom Bean Election held in the County of Grayson, State of Texas.

Witness my hand and seal this 9th day of May, 2018



Deana Patterson
Grayson County Elections Administrator





PREC REPORT-GROUP DETAIL

Grayson County, Texas
Joint Election
May 5, 2018

UNOFFICIAL RESULTS

Run Date:05/07/18 05:22 PM

Report EL30A Page 0011-01

0011 City of Tom Bean

	TOTAL VOTES	%	EV MAIL	EV IN PERSON	ED IN PERSON	PROVISIONAL
REGISTERED VOTERS - TOTAL	588					
BALLOTS CAST - TOTAL.	111		7	55	49	0
VOTER TURNOUT - TOTAL		18.88				

Mayor, Tom Bean

Vote for 1

Sherry E. Howard	72	100.00	7	30	35	0
Total	72		7	30	35	0
Over Votes	0		0	0	0	0
Under Votes	39		0	25	14	0

Council Member, Unexpired Term, Tom Bean

Vote for 1

Mike Upchurch	70	100.00	6	34	30	0
Total	70		6	34	30	0
Over Votes	0		0	0	0	0
Under Votes	41		1	21	19	0

Council Member, Tom Bean

Vote for 2

Aaron Marshall.	36	23.08	2	17	17	0
Brooke Toon.	35	22.44	4	17	14	0
Lonnie M. Jones	31	19.87	4	13	14	0
Daniel P. Harrison	54	34.62	4	24	26	0
Total	156		14	71	71	0
Over Votes	0		0	0	0	0
Under Votes	66		0	39	27	0

Proposition A, City of Tom Bean

Vote for 1

For	78	70.91	1	38	39	0
Against	32	29.09	6	16	10	0
Total	110		7	54	49	0
Over Votes	0		0	0	0	0
Under Votes	1		0	1	0	0

PREC REPORT-GROUP DETAIL

Grayson County, Texas
Joint Election
May 5, 2018

UNOFFICIAL RESULTS

Run Date:05/10/18 09:25 AM

Report EL30A Page 0005-01

0005 800 Pottsboro ISD/City

	TOTAL VOTES	%	EV MAIL	EV IN PERSON	ED IN PERSON	PROVISIONAL
REGISTERED VOTERS - TOTAL	1,566					
BALLOTS CAST - TOTAL	277		16	111	150	0
VOTER TURNOUT - TOTAL		17.69				

Proposition A, City of Pottsboro

Vote for 1

For	201	74.17	14	84	103	0
Against	70	25.83	2	23	45	0
Total	271		16	107	148	0

Councilmembers, Pottsboro

Vote for 3

Landon Goins	121	31.11	9	47	65	0
Gary Watkins	154	39.59	10	49	95	0
Summer Holbrook	114	29.31	10	40	64	0
Total	389		29	136	224	0

I, Deana Patterson, Grayson County Elections Administrator, do hereby certify the totals listed above to be a true and correct count of ballots cast in the May 5, 2018 City of Pottsboro Election held in the County of Grayson, State of Texas.

Witness my hand and seal this 10th day of May, 2018



Deana Patterson
Grayson County Elections Administrator



